









The Latest Data of National Well-being Indicators(1/2)

2017.8.31

Topics	Indicators	Units	Data Value	Year	Data Sources
Housing conditions 	Rooms per person	No.	1.7	2015	DGBAS(Directorate General of Budget, Accounting and Statistics)
	Housing expenditure	%	17	2015	DGBAS
	Dwellings without basic facilities	%	0.0	2015	DGBAS
	Average dwelling space per person	3.3 m ²	14.44	2016	DGBAS
	Ratio of house price to income	Ratio	9.3	2016	CPAMI(Construction and Planning Agency, Ministry of the Interior)
	Ratio of rent to income	%	13.6	2016	DGBAS
	Satisfaction with present dwelling	%	84.8	2016	MOI(Ministry of the Interior)
	Satisfaction with dwelling surrounding environment-quality	%	82.3	2016	MOI
Income and Wealth 	Household net adjusted disposable income (PPP)	US\$(PPP)	31,581	2015	DGBAS
	Household net financial wealth (PPP)	US\$(PPP)	169,629	2015	DGBAS
	Annual change rate of median disposable income per capita	%	3.94	2016	DGBAS
	Consumption expenditure per capita	NT\$	253,033	2016	DGBAS
	Ratio of income share of highest 20% to that of lowest 20%	Ratio	6.08	2016	DGBAS
	Subjective evaluation of material wellbeing	%	18.61	2013	DGBAS
	Ratio of relative poverty	%	6.62	2016	DGBAS
Jobs and Earnings 	Employment rate	%	65	2016	DGBAS
	Long-term unemployment rate	%	0.60	2016	DGBAS
	Personal earnings (PPP)	US\$(PPP)	51,864	2015	DGBAS
	Labour market insecurity	%	3.6	2015	DGBAS, Ministry of Labor, MOHW(Ministry of Health and Welfare)
	Ratio of part-time, temporary or dispatched workers	%	7.04	2016	DGBAS
	Unemployment rate of aged 15 to 24	%	12.12	2016	DGBAS
	Satisfaction with jobs	%	69.0	2016	Ministry of Labor
	Real earnings	NT\$	46,422	2016	DGBAS
Social connections 	Quality of support network	%	92	2016	RCHSS(Research Center for Humanities and Social Sciences, Academia Sinica)
	Frequency of socializing with friends	%	25.9	2015	RCHSS
	Frequency of socializing with relatives	%	25.0	2015	RCHSS
	Time spent volunteering	Minute	5	2012	DGBAS
	Trust in others	%	56.1	2016	RCHSS
	Satisfaction with family relationship	Point(1~5 points)	4.38	2016	MOI
Education and skills 	Educational attainment	%	79	2016	DGBAS
	Years in education	Year	16.6	2016	MOE(Ministry of Education)
	Student skills	Average PISA scores	524	2015	MOE
	Lifelong learning	%	32.6	2014	MOE
Environmental quality 	Air pollution	µg/m ³	20	2013	EPA(Environmental Protection Administration)
	Water quality	%	72	2015	EPA
	Average green spaces per person in the urban area	square meter per person	4.9	2016	CPAMI

The Latest Data of National Well-being Indicators(2/2)

Topics	Indicators	Units	Data Value	Year	Data Sources
Civic engagement and governance 	Voter turnout	%	66	2016	Central Election Commission
	Stakeholder engagement for developing regulations	Point(0~4 points)	2.2	2012	DGBAS
	Participation in political activities	%	38.4	2015	RCHSS
	Confidence in national government	Point(1~4 points)	2.35	2016	RCHSS
	Confidence in judicial system and courts	Point(1~4 points)	1.98	2016	RCHSS
	Confidence in media	Point(1~4 points)	1.93	2016	RCHSS
	Satisfaction with democratic life	%	81.4	2016	RCHSS
	Satisfaction with the freedom of speech	%	76.9	2016	RCHSS
Health status 	Life expectancy	Year	80.2	2015	MOI
	Self-reported health	%	82	2016	HPA(Health Promotion Administration, Ministry of Health and Welfare)
	Self-reported limitations in daily activities	%	11.1	2013	HPA
	Caregiver's burden	%	25.5	2011	Department of Social Insurance, Ministry of Health and Welfare
	Healthy life expectancy	Year	71.2	2015	MOHW
	Percentage of rejection cases in food inspection and test	%	0.93	2016	MOHW
	Foodborne illness	per 100,000 pop.	22.4	2016	MOHW
Subjective well-being 	Life satisfaction (Cantril Ladder)	Point(0~10 points)	6.4	2016	UN 「 World Happiness Report 」
	Life satisfaction	Point(0~10 points)	6.62	2016	RCHSS
	Characteristics contribute to Taiwan's well-being	%	Convenience:22.72% National Health Insurance:13.90% Food:12.46%	2013	DGBAS
Personal security 	Homicide rate	Age-standardised rate per 100,000 pop.	0.6	2016	MOHW
	Feeling safe walking alone at night	%	78.8	2016	NPA(National Police Agency, Ministry of the Interior)
	Victim of domestic violence	per 100,000 pop.	405	2016	Department of Protective Services,Ministry of Health and Welfare
	Occurrence of residential burglary	per 100,000 pop.	20.4	2016	NPA
	Mortality from accidents	per 100,000 pop.	30.6	2016	MOHW
	Assault rate	%	1.4	2015	NPA
Work and life balance 	Employees working very long hours	%	8.02	2016	DGBAS
	Time devoted to leisure and personal care	Hours	14.93	2012	DGBAS
	Commuting time	Minutes	38	2012	DGBAS
	Satisfaction with allocation of time	%	30.10	2012	DGBAS

Note:1. All the data herein might be subject to the updates or changes of the source agency.
 2. Blue-colored indicators denotes the ones of OECD Your Better Life Index - edition 2016.