



News Release

16:00 (GMT +8)
March 7, 2011
DGBAS, Taipei

The Price Indices for February 2011



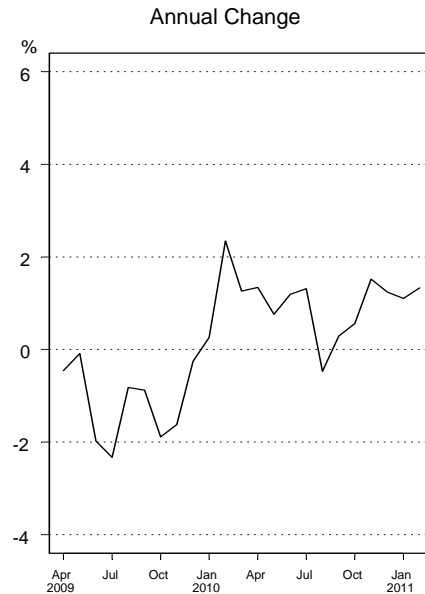
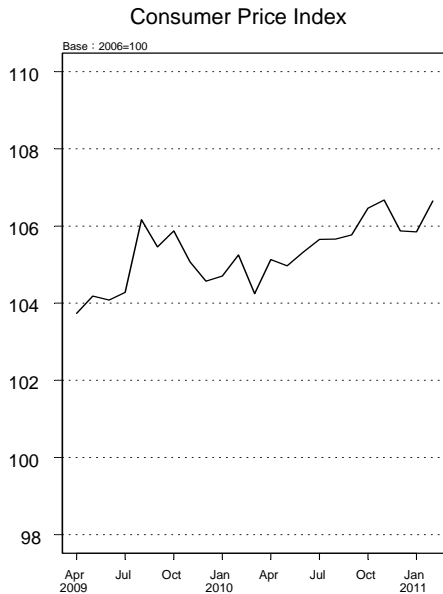
行政院主計處

Consumer Price Indices (CPI)

The CPI in February 2011 was 106.65 (2006=100), rising 0.76% from previous month, mainly because during Chinese New Year's Festival, nurse and maid service costs increased which brought Household Operations prices to go up 38.38%. Besides, beauty prices and tour fees went up, brought the prices of Personal Care Service and Entertainment Expense to move up 5.63% and 2.62% respectively. Additionally, Meat and Fruits prices rose 2.57% and 0.91% individually. Whereas, Vegetables declined 7.07% for sufficient supply, Clothing decreased 3.33% for winter garments promotion. The General Index excluding Fruits, Vegetables, Fish, Shellfish and Energy, i.e. core CPI, increased 1.02%.

The annual change for CPI of February 2011 increased by 1.33%. Food prices went up 2.69%, of which prices of Fruits, Fish & Shellfish, Meat and Dairy Products moved up 8.12%, 6.10%, 4.09% and 2.56% separately. Prices of Chinese herbs, automobiles and Fuels & Lubricants went up, which brought Medicines & Medical Care and Transportation & Communication prices to move up 1.51% and 1.42% respectively. Besides, Clothing prices rose 2.15% and Housing prices increased 0.63%. The General Index excluding Fruits and Vegetables increased 1.13%, the core CPI rose 0.80%.

For the first two months of 2011, the CPI increased 1.21% over the same period of previous year, as prices of Commodity went up 2.02% and Service moved up 0.58%. The core CPI increased 0.80%.



CPI for Households in Different Disposable Income Groups

In February 2011, the CPI for Lowest 20% Disposable Income Group was 106.57 (2006=100), moved up 0.10% from January, went up 1.38% comparing with the same month of 2010; CPI for Middle 60% Disposable Income Group was 106.68, up 0.58% from January, rose 1.39% comparing with the same month of 2010; CPI for Highest 20% Disposable Income Group was 106.66, increased 1.11% from January, moved up 1.41% comparing with the same month of 2010.

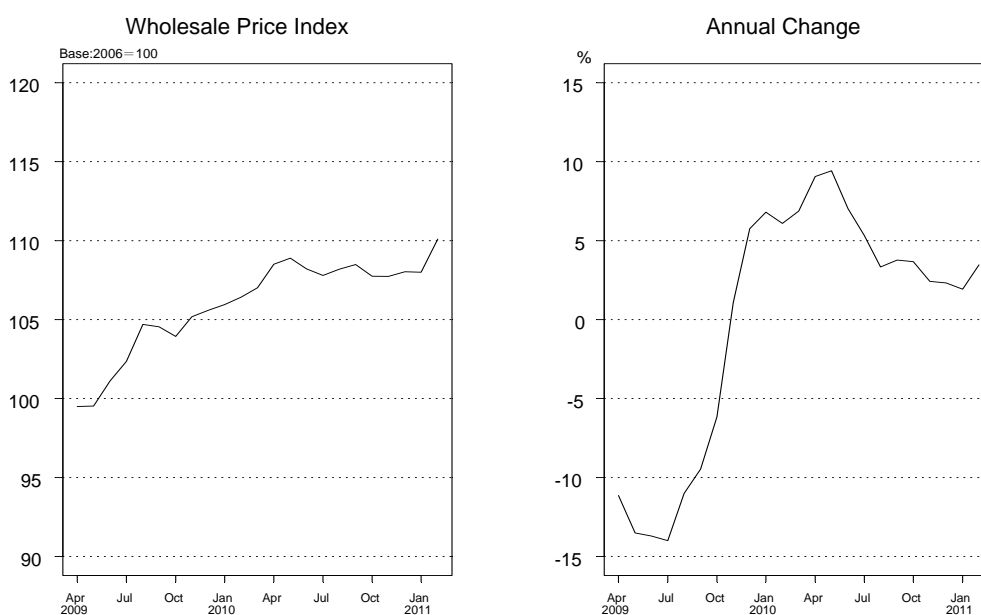
Wholesale Price Indices (WPI)

The WPI in February 2011 was 110.10 (2006=100), increased 1.94% from previous month, mainly because prices of Crude Petroleum & Natural Gas, Chemical Material, Petroleum & Coal Products and Basic Metal went up 7.23%, 4.42%, 3.15% and 2.59% respectively. Domestic Sales Excluding Imports prices rose 0.99%; Imports and Exports prices moved up 2.88% and 1.90% separately.

The annual change of WPI in February 2011, comparing with the same month of 2010, increasing 3.46%, mainly because higher prices level of imported Iron ores brought Other Mineral Products prices to increase 43.04%. In addition, prices of Crude Petroleum & Natural Gas, Petroleum & Coal

Products, Chemical Material and Basic Metal moved up 20.19%,13.18%, 12.50% and 12.38% individually, whereas prices of Electronic Parts & Components decreased 9.50%. Domestic Sales Excluding Imports and Imports prices rose 5.67% and 6.50% separately. While Exports prices went down 1.81%.

For the first two months of 2011, the WPI increased 2.69% compared with the same period of previous year, of which the Import prices went up 5.23%, while Export prices moved down 2.36%.



Statistical Tables

Table1 The Changes of Consumer Price Indices

Table2 The Changes of Wholesale Price Indices

Table3 The Changes of Import Price Indices

Table4 The Changes of Export Price Indices

For Further Information:

Statistics Database: <http://eng.stat.gov.tw/>

DGBAS news releases on the Internet: <http://eng.dgbas.gov.tw/>

Tel: +886-2-23803449; Fax: +886-2-23803465