

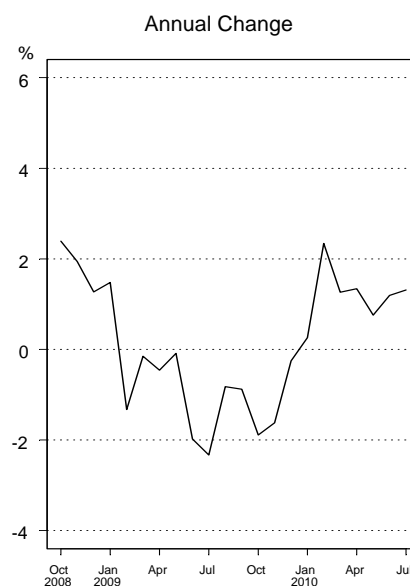
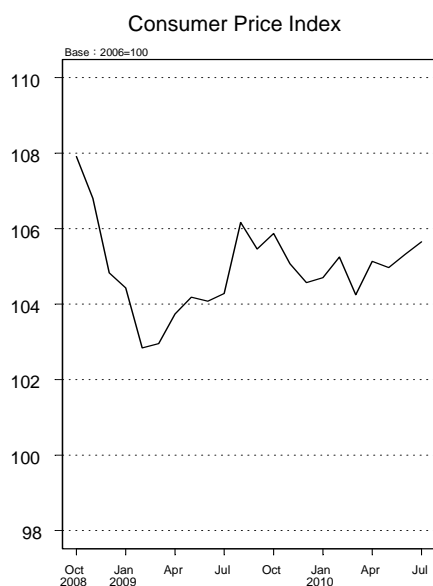
## The Price Indices for July 2010

### Consumer Price Indices (CPI)

The CPI in July 2010 was 105.65 (2006=100), rising 0.31% from previous month. Due mainly to price of airplane ticket and tour fee of overseas traveling became expensive during summer vacation, Vegetables prices went up 10.63%, while Garments and Household Operations prices decreased 4.16% and 3.52% individually. The General Index excluding Fruits, Vegetables, Fish, Shellfish and Energy, i.e. core CPI, moved up 0.10%.

The annual change for CPI in July 2010, compared with the same month of previous year, advanced 1.31%. Clothing price increased 3.27%, Food prices increased 2.19%, of which prices of Vegetables went up 12.40%, Fish & Shellfish and Meat prices moved up 7.44% and 2.86% respectively. Transportation & Communication prices rose 1.48%, due primarily to prices of Fuels & Lubricants increased 3.06%, Tobacco & Betelnut prices went up 10.19%, The core CPI rose 0.73%.

For the first seven months of 2010, the CPI increased by 1.21% over the same period of previous year, as prices of Commodity went up 2.67% and Service moved up 0.07%. The core CPI increased 0.26%.



## **CPI-Living Necessaries**

The CPI-Living Necessaries is compiled basing on 424 CPI items. It includes three kinds of CPI-Living Necessaries: Category A includes prices of Food, Water, Electricity & Gas Supply of Housing and Fuels & Lubricants of Transportation (190 items and 33.0% weights of CPI). Category B covers Category A and Education & Entertainment prices (244 items and 50.2% weights of CPI). Category C is the daily necessities, such as Food, Clothing, Water, Electricity & Gas, Fuels & Lubricants, Medical Care Services, and some items fall under segments of Communication and Personal Care Services (239 items and 42.7% weights of CPI).

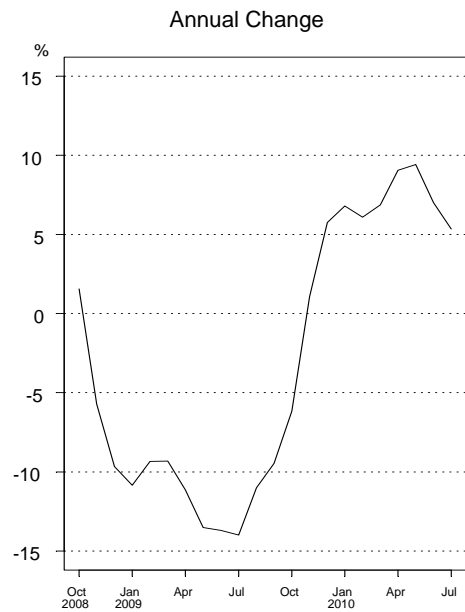
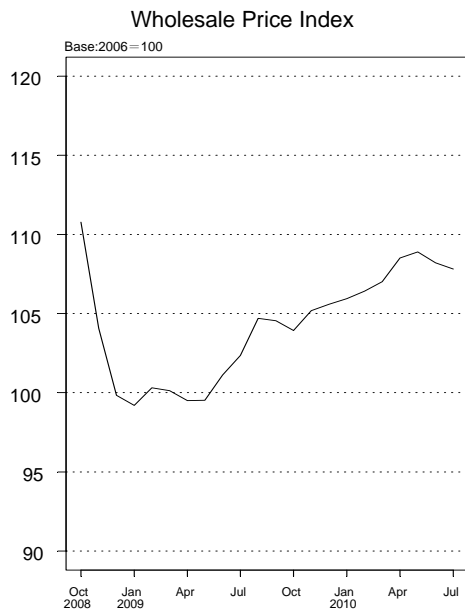
The CPI-Living Necessaries in July 2010, compared with the previous month: Index of Category A was 111.88 (2006=100), went up 0.67%, Category B was 108.45, increased 1.02% and Category C was 109.15, moved up 0.25%.

## **Wholesale Price Indices (WPI)**

The WPI in July 2010 was 107.82 (2006=100), decreasing 0.36% from previous month, due mainly to prices of Chemical Material, Crude Petroleum & Natural Gas and Basic Metal went down 2.47%, 2.23% and 1.21% respectively. Domestic Sales Excluding Imports and Exports prices declined 0.73% and 0.56% separately, while Imports prices moved up 0.16%.

The annual change of WPI in July 2010, comparing with the same month of 2009, increasing 5.34%, due mainly to price of imported Iron ores became very expensive which causing Other Mineral Products price increased 36.71%, in addition, prices of Basic Metal and Chemical Material moved up 20.74% and 13.35% individually. Domestic Sales Excluding Imports prices rose 6.18%; Imports and Exports prices went up 6.28% and 3.58% separately.

For the first seven months of 2010, the WPI increased 7.22% compared with the same period of previous year, of which the Import and Export Price Index went up 9.03% and 3.37% individually.



### Statistical Tables

- Table1 The Changes of Consumer Price Indices
- Table2 The Changes of Wholesale Price Indices
- Table3 The Changes of Import Price Indices
- Table4 The Changes of Export Price Indices

### For Further Information:

Statistics Database: <http://eng.stat.gov.tw/>

DGBAS news releases on the Internet: <http://eng.dgbas.gov.tw/>

Tel: +886-2-23803449; Fax: +886-2-23803465