

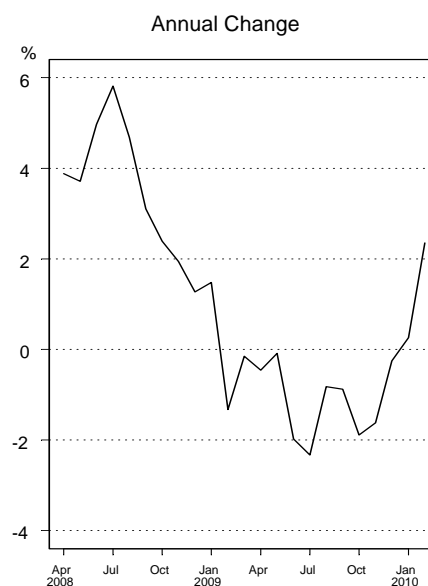
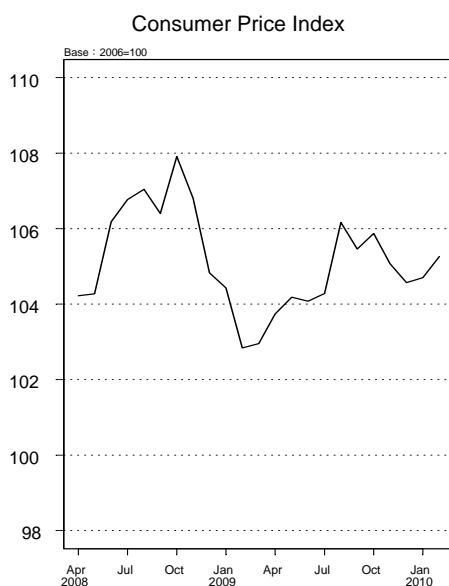
The Price Indices for February 2010

Consumer Price Indices (CPI)

The CPI in February 2010 was 105.26 (2006=100), rising 0.53% from previous month. Due mainly to Price of Household Operations went up 36.54% and Entertainment Expense increased 6.50% during Chinese New Year's Festival. Whereas, owing to sufficient supply of Fruits and Vegetables which prices declined 8.10% and 5.21% respectively. Clothing price down 4.42% for promotion. The General Index excluding Fruits, Vegetables, Fish, Shellfish and Energy, i.e. core CPI, moved up 1.02%.

The annual change for CPI in February 2010, compared with the same month of previous year, rose 2.35%. Prices of Transportation & Communication prices went up 6.16%, due primarily to prices of Fuels & Lubricants increased 25.87%. Prices of Tobacco & Betelnut advanced 19.97%; Household Operations fees jumped 35.77%. Food Prices increased 1.61%, of which prices of Vegetables, Fish & Shellfish and Fruits went up 12.80%, 10.92% and 7.08% individually.

For the first two months of 2010, the CPI increased by 1.30% over the same period of previous year, as prices of Commodity went up 3.28% and Service moved down 0.22%. The core CPI fell 0.06%.



CPI-Living Necessaries

The CPI-Living Necessaries was compiled basing on 424 CPI items. There are three kinds of CPI-Living Necessaries: Category A includes prices of Food, Water, Electricity & Gas Supply of Housing and Fuels & Lubricants of Transportation (190 items and 33.0% weights of CPI). Category B covers Category A and Education & Entertainment prices (244 items and 50.2% weights of CPI). Category C is the daily necessities, such as Food, Clothing, Water, Electricity & Gas, Fuels & Lubricants, Medical Care Services, and some items fall under segments of Communication and Personal Care Services (239 items and 42.7% weights of CPI).

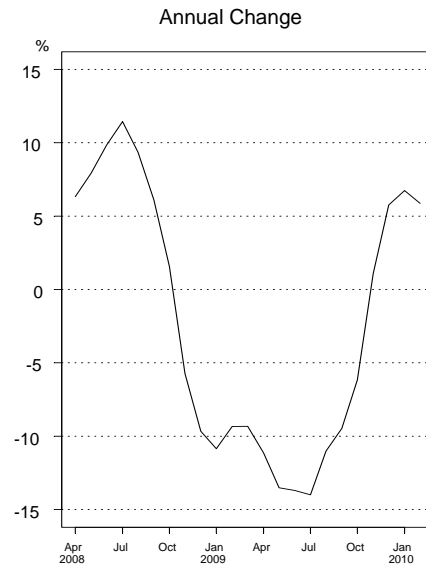
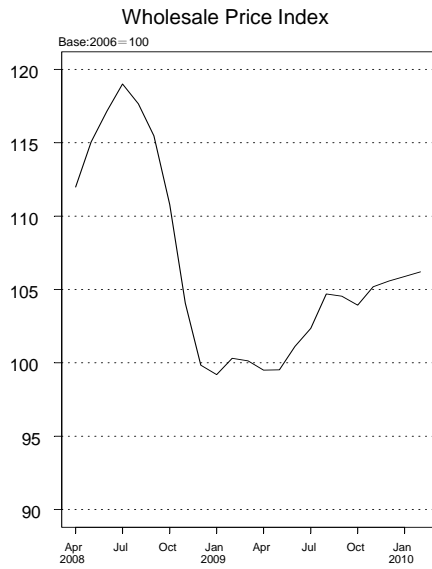
The CPI-Living Necessaries in February 2010, compared with the previous month: Index of Category A was 109.51 (2006=100), declined 0.82%, Category B was 106.97, increased 0.20% and Category C was 107.42, moved down 0.84%.

Wholesale Price Indices (WPI)

The WPI in February 2010 was 106.20 (2006=100), increasing 0.29% from previous month, due mainly to 0.59% depreciation of Taiwan Dollar to U.S. Dollar. Prices of Chemical Material, Basic Metal and Electronic Parts and Components advanced 1.85%, 0.86% and 0.47% respectively. Domestic Sales Excluding Imports went down 0.07%, Imports and Exports prices moved up 0.34% and 0.59% separately.

The annual change of WPI in February 2010, comparing with the same month of 2009, increasing 5.87%, due mainly to prices of Crude Petroleum and Natural Gas advanced 61.60%, Chemical Material and Petroleum & Coal Products moved up 35.83% and 34.80% individually. Domestic Sales Excluding Imports prices rose 9.21% and Imports and Exports prices went up 7.94% and 0.92% respectively.

For the first two months of 2010, the WPI increased 6.31% compared with the same period of previous year, of which the Import and Export Price Index went up 8.32% and 1.58% separately.



Statistical Tables

Table1 The Changes of Consumer Price Indices

Table2 The Changes of Wholesale Price Indices

Table3 The Changes of Import Price Indices

Table4 The Changes of Export Price Indices

For Further Information:

Statistics Database: <http://eng.stat.gov.tw/>

DGBAS news releases on the Internet: <http://eng.dgbas.gov.tw/>

Tel: +886-2-23803449; Fax: +886-2-23803465